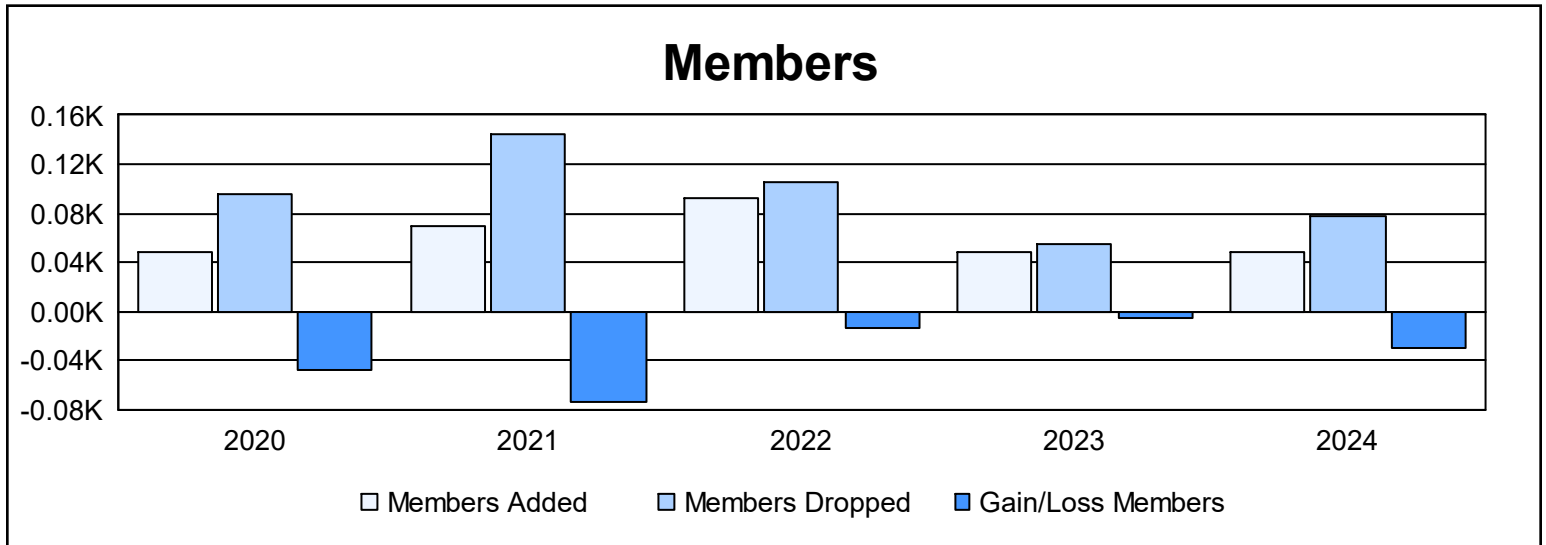
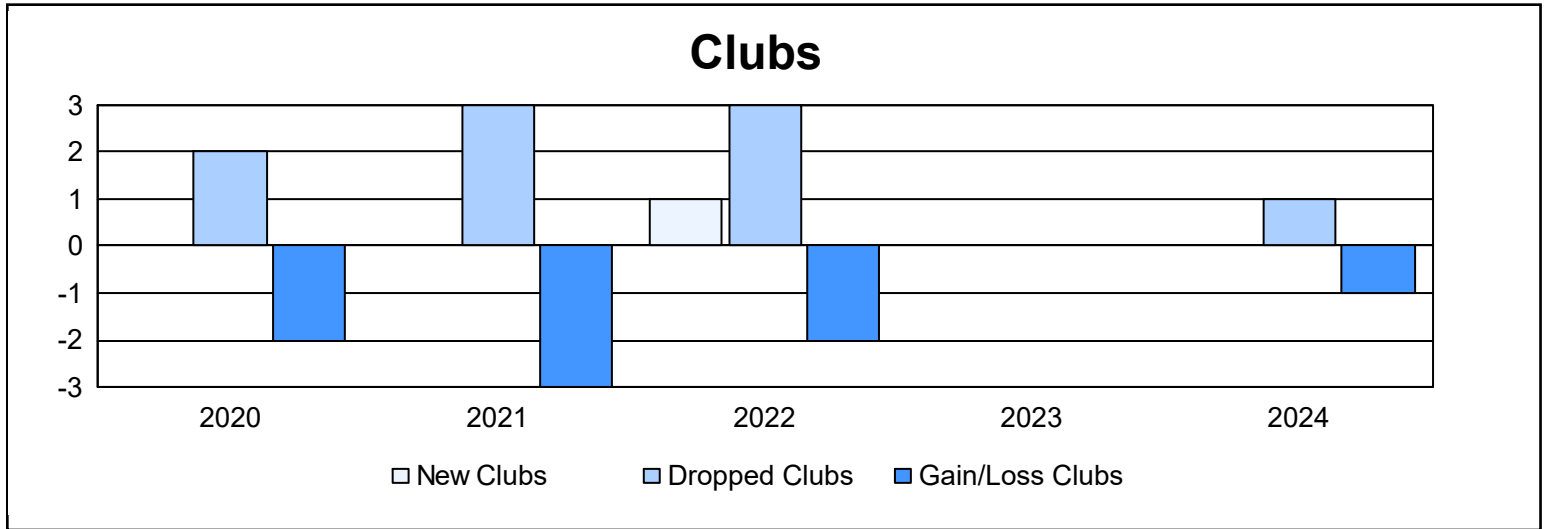
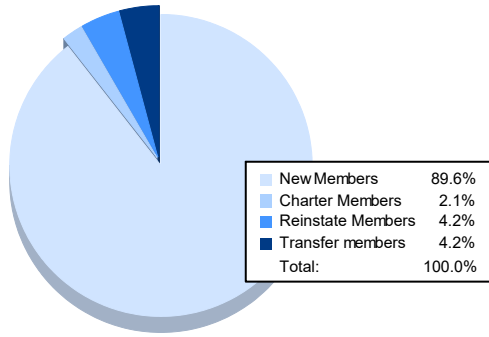


| Year | New Clubs | Dropped Clubs | Gain/ Loss Clubs | New Members | Charter Members | Reinstate Members | Transfer Members | Total Member Added | Total Members Dropped | Gain/ Loss Members |
|----------------|-----------|---------------|------------------|-------------|-----------------|-------------------|------------------|--------------------|-----------------------|--------------------|
| 2019-2020 | 0 | 2 | -2 | 36 | 6 | 1 | 5 | 48 | 96 | -48 |
| 2020-2021 | 0 | 3 | -3 | 34 | 6 | 27 | 3 | 70 | 144 | -74 |
| 2021-2022 | 1 | 3 | -2 | 57 | 27 | 7 | 1 | 92 | 105 | -13 |
| 2022-2023 | 0 | 0 | 0 | 48 | 0 | 0 | 1 | 49 | 55 | -6 |
| 2023-2024 | 0 | 1 | -1 | 43 | 1 | 2 | 2 | 48 | 77 | -29 |
| Average | 0 | 2 | -2 | 44 | 8 | 7 | 2 | 61 | 95 | -34 |



Membership Composition June 2024 Cumulative



Gender Composition June 2024 Cumulative

